

Basic Policy for Returns to Shareholders

Furusato regards our dividend policy as one of the critical management issues and adopts the following policy:

1. In order to increase the returns of profits to shareholders over the long term, we strive to reinforce our profit structure. To realize it, we put our priority on securing retained earnings for active investment in our growing businesses.
2. The target annual dividend payout ratio is approximately 25% of consolidated net income. In case that the annual dividend per share based on the above dividend payout ratio is less than ¥10, we aim to continue the stable dividend returns to pay at least ¥10 per share.

Note: Amount is rounded up by ¥0.5.

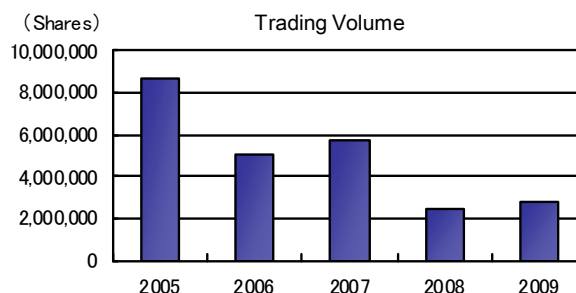
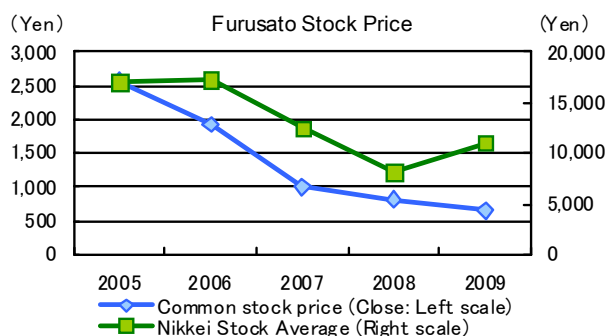
¥0.01 - ¥0.49; ¥0.5

¥0.51 - ¥0.99; ¥1.0

Dividends for Fiscal 2009 and Dividends Forecast for Fiscal 2010

In fiscal 2009, annual dividend is ¥10 per share including the interim dividend of ¥5 per share based on the above basic policy.

The annual dividend for fiscal 2010, ending March 31, 2011 is expected to be ¥10 per share (the forecast announced on May 7, 2010).

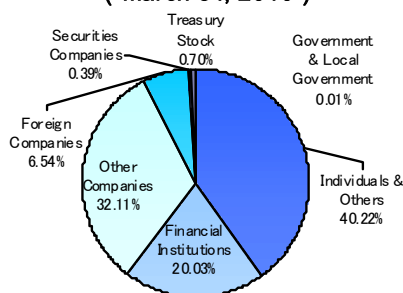


Furusato Stock Price, Trading Volume

Fiscal year		2005	2006	2007	2008	2009
Common stock price (High)	Yen	2,645	2,630	1,950	1,175	812
Common stock price (Low)	Yen	1,049	1,436	906	652	473
Common stock price (Close)	Yen	2,580	1,934	1,000	797	658
Nikkei Stock Average (Close)	Yen	17,059.66	17,287.65	12,525.54	8,109.53	11,089.94
TOPIX (Close)	Yen	1,728.16	1,713.61	1,212.96	773.66	978.81
Trading volume	Yen	8,705,400	4,999,700	5,753,000	2,468,500	2,754,900
【Reference】 Trading volume (Tokyo Stock Exchange)	Yen	1,587,200	560,200	500,500	266,200	217,000

Note: Stock price and trading volume are quoted from those on the Second Section of Osaka Securities Exchange by February 28, 2006 and on the First Section of Osaka Securities Exchange from March 1, 2006.

Ownership Breakdown (March 31, 2010)



Principal Shareholders

	Investment in Furusato	
	Shares	%
FRT, Ltd.	2,168,361	14.02%
The Bank of Tokyo-Mitsubishi UFJ, Ltd.	755,440	4.88%
Ryoichi Furusato	585,500	3.79%
Nippon Life Insurance Company	496,640	3.21%
Japan Trustee Services Bank, Ltd. (Trust account)	480,200	3.11%
Ryohei Furusato	401,500	2.60%
SHINSHO Corporation	386,800	2.50%
HANWA Co., Ltd.	344,000	2.22%

※ The ratio of investment in Furusato is calculated after deduction of the number of treasury stock (109,240 shares).

Purchase of Treasury Shares

① Total of shares purchased in accordance with the resolutions at the meeting of the Board of Directors

Detail	No. of shares holds (shares)	Total amount (yen)
Resolution at the meeting of the Board of Directors on November 4, 2009	500,000	300,000,000
Treasury stock purchased in fiscal 2009	337,200	174,302,200
Total number and total amount of remaining shares resolved	162,800	125,697,800
% of the non-executed shares at the end of fiscal 2009(%)	32.6	41.9

② The number of treasury shares retired and held

Detail	No. of shares (shares)	Total cost of shares retired (yen)
The number of treasury shares retired	864,282	311,323,019
The number of treasury shares held	109,240	-